

# Start 2 A/C Units Together On Low Power. No Wiring. No Climbing. No Tools Needed.

## The Ultimate Plug & Play Solution – New SoftStartUp™ Exclusive Innovation

*Reduces A/C Startup Power\* Needed By Up To 50%*



- Starts 2 RV A/Cs on a 30-amp or 50-amp power pole
- Starts 2 RV A/Cs on a 3,000-watt generator
- Starts 1 RV A/C on a 2,200-watt generator
- Starts 1 RV A/C on a 20-amp house circuit

\* Tested with typical RV A/C units up to 15,000 BTU capacity



**INCLUDES FREE  
30-AMP PLUG-IN  
ADAPTER**  
For powering RVs  
with 30 Amps

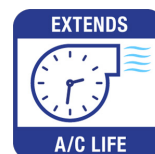


### OPTIMIZE YOUR POWER

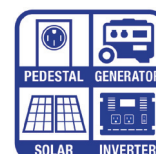
Reduces A/C Startup Inrush Current by 50%	✓
Starts Multiple RV Appliances Simultaneously	✓
Plug-in Ready – No Installation or Wiring	✓
Overload Protection	✓
Extends Compressor Life	✓
Portable – Just Unplug It to Use on Another RV	✓
Free 30-Amp Power Adapter	✓
Water- & Fire-Resistant Case	✓
Designed and Assembled in USA	✓
1-Year Warranty	✓
90-Day Trial – Love It or Return It	✓
Money Back Guarantee	✓
Free Shipping in the USA & Canada	✓



Starts 2 A/Cs on  
1 Power Source



Less Stress On A/C,  
Other Devices



Optimizes All  
RV Power Sources

**SoftStartUp™**  
By SoftStartUSA

# SoftStartUp™ Field-Tested Compatibility Chart

No. of A/C Units	Coleman, Dometic or Other A/C (e.g. Truma, GE)	30-Amp Power Pole	Honda 3000 (2800-Watt Continuous) Generator	Energizer 4500 (3600-Watt Continuous) Generator	Honda 2200 Generator (or Equivalent)	Paralleled Honda 2200 Generators (or Equivalent)
1	Dometic 15k BTU A/C	YES (+ Microwave)	YES	YES (+ Microwave)	YES	YES
1	Truma 15k BTU A/C	YES (+ Microwave)	YES	YES (+ Microwave)	YES	YES
1	Coleman 13.5k BTU A/C	YES (+ Microwave)	YES	YES (+ Microwave)	YES	YES
1	Truma 13.5k BTU A/C	YES (+ Microwave)	YES	YES (+ Microwave)	YES	YES
2	Dometic 15k BTU A/C	YES	NO	NO	NO	YES
2	Truma 15k BTU A/C	YES	NO	NO	NO	YES
2	Truma 13.5k BTU A/C	YES (+ Microwave)	TBD	YES	NO	YES
2	Coleman 15k BTU & 13.5k BTU	YES	NO	NO	NO	YES

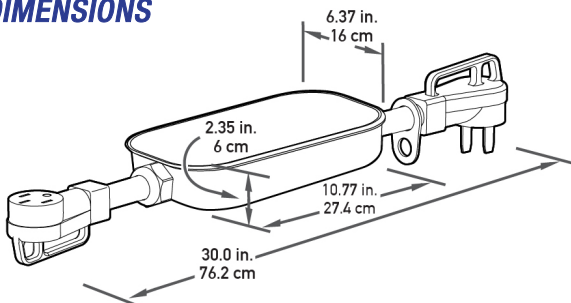
1. For Hughes Watchdog and similar EMS Surge Protectors, plug Surge Protector into the Pedestal or Generator, and THEN plug SoftStartUp into the Surge Protector.
2. Microwave oven rated at 1100 watts.
3. SoftStartUp does not make extra running wattage from a generator or pedestal. If your generator shuts down or pedestal circuit breaker trips in a few minutes, you're using too much continuous power and need to shut something off.
4. Do not use with ATS (Automatic Transfer Switch).

## TECHNICAL SPECIFICATIONS

Model number:	SSUP50
Voltage:	120V/240V, 50 Amps: 60 Hz 120V, 30 Amps: 60 Hz
Amp Rating:	50 Amps
Power Consumption:	< 1 Watt
Max. Ambient Temperature:	122°F (50°C)
Enclosure Rating:	IP65 (dust-tight, water-resistant)
Dimensions:	30.0" h x 6.37" w x 2.35" d (76.2 cm x 16 cm x 6 cm)
Weight:	2.5 lb. (1.13 kg)
Warranty:	One-year limited warranty (standard)
In the Package:	SoftStartUp soft start controller 30-amp to 50-amp adapter Instructions

Specifications are subject to change without notice.

## DIMENSIONS



## EASY TO USE



1. **PLUG SOFTSTARTUP INTO POWER SUPPLY**  
NOTE: If using a surge protector, plug the surge protector into the power supply first, then plug the SoftStartUp into the surge protector.
2. **ALLOW DIAGNOSTIC FUNCTION TO CHECK POWER SOURCE**  
Both LEDs turn on for 3 seconds, then both turn off.  
Then the active circuit(s) will turn on.
3. **POWER INDICATORS**  
Left Light Flashing: 30-amp power  
Both Lights Flashing: 50-amp power  
Steady Light: Incoming Power Issue (Refer to [softstartup.com/support](http://softstartup.com/support) for details)
4. **CONNECT RV POWER CORD**  
Plug the RV power cord into the SoftStartUp receptacle.

**SoftStartUp™**  
By SoftStartUSA

a product of  
**SoftStartUSA**

Patent Pending. Designed and Assembled In USA.  
Copyright © 2024 SoftStartUSA, Florida, USA. All rights reserved.  
Form No. SSUP50SS 08/24