

# Celebrating Sixty! Mobile Event App Download Instructions

1. Go to the Apple Store or Google Play and download the Cvent Events App to your phone. Or scan the appropriate QR code to the right. The icon will look like this.


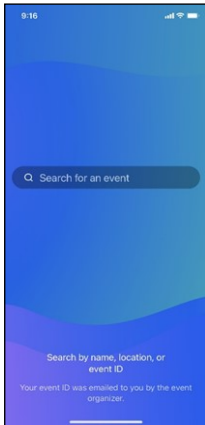


iOS App Store



Google Play

2. Once the CVENT app is downloaded, open it and a search bar will appear. Enter FMCA into the search bar and FMCA's 107th International Convention & RV Expo will appear. Click the download button.


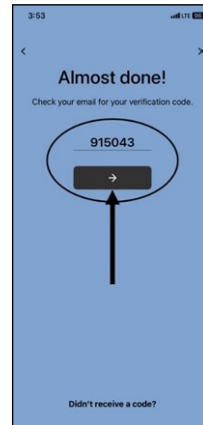
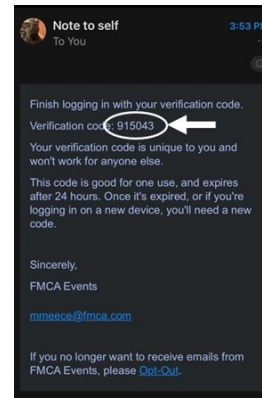


3. Once you download the event, it will prompt you to enter your information in the spaces provided. Press the black arrow button once finished.



4. You will receive an email from FMCA Events with a verification code. Each attendee will receive a unique code. Do not use the one in this demonstration. Type in the verification code provided in the email you received. Press the black arrow button once you've entered the code. Once you press the black button, the "Success!" page will pop up!

**FMCA Events App Online**  
<https://cvent.me/KnWyWQ>



5. If you do not receive a verification code, press "Didn't receive a code?" at the bottom of the page. A box will pop up that says:

*"Please email mmeece@fmca.com your first name, last name, and email address. Once you receive a confirmation email (it may not be immediate), return to the login page and type in your name and email address again. You will receive an email with the 6-digit verification code to finalize your account registration."*

Send Maria the information requested. Once she enters your information (it may not be right away), you will receive a confirmation email. Once you receive the confirmation, return to the login page and type in your name and email address again. You will receive an email with the 6-digit verification code to finalize your account registration.

